



www.herculesstands.com

# PRODUCT COMPARISON

## SPEAKER AND LIGHTING STANDS



**Built-in EZ Adaptor**  
on SS410B/SS710B



**Smart Adaptor**  
on SS200BB



**Quik-N-EZ Auto Lock**  
on SS400B/SS410B



**Quik-N-EZ Gear up**  
on SS700B/SS710B/LS700B



**Power Lock Lever**  
on SS350B/SS350BB



**Hybrid Adaptor (Patented)**  
on SS350B/SS350BB

### Speaker Stand

<b>Model</b>	<b>SS350B</b>	<b>SS350BB</b>	<b>SS200BB</b>	<b>SS400B</b>
<b>Special Features</b>	Power Lock Lever Hybrid Adaptor (Patented) M20 threaded mount 1-3/8" blunt end (35mm)	Power Lock Lever Hybrid Adaptor (Patented) M20 threaded mount 1-3/8" blunt end (35mm) 2 PCS, A carrying bag included	Smart Adaptor 2 PCS, A carrying bag included	Quik-N-EZ Auto Lock
<b>Height</b>	889 mm-1,422 mm (35"-56")	889 mm-1,422 mm (35"-56")	1,280 mm - 2,050 mm (50.4" - 80.7")	1,170 mm - 2,100 mm (46.1" - 82.7")
<b>Weight</b>	2.1 kg (4.63 lbs.)	4.6 kg (10.14 lbs.)	4.5 kg (9.9 lbs.)	2.9 kg (6.4 lbs.)
<b>Base Radius</b>	N/A	N/A	660 mm (26")	660 mm (26")
<b>Load Capacity</b>	60 kg (132.28 lbs.)	60 kg (132.28 lbs.)	45 kg (99.2 lbs.)	45 kg (99.2 lbs.)
<b>Folded Size</b>	65 mm x 55 mm x 900 mm (2.56" x 2.17" x 35.43 ")	105 mm x 80 mm x 930 mm (4.13" x 3.15" x 36.61")	1,130 mm x 150 mm x 150 mm (44.5" x 5.9" x 5.9")	1,163 mm x 150 mm x 125 mm (45.8" x 6" x 5")
<b>Tube Ends</b>	35 mm	35 mm	35 mm	35 mm
<b>Speaker Stand Mounts Fitting</b>	35 mm	35 mm	35 mm (1-3/8"), 38 mm (1-1/2")	35 mm (1-3/8"), 38 mm (1-1/2") with Flange Adapter








www.herculesstands.com



# PRODUCT COMPARISON

## SPEAKER AND LIGHTING STANDS


### Speaker Stand

			
<b>Model</b>	<b>SS410B</b>	<b>SS700B</b>	<b>SS710B</b>
<b>Special Features</b>	Quik-N-EZ Auto Lock Built-in EZ Adaptor	Quik-N-EZ Gear up	Quik-N-EZ Gear Up Built-in EZ Adaptor
<b>Height</b>	1,170 mm - 2,100 mm (46.1" - 82.7")	1,150 mm - 2,180 mm (45.3" - 85.9")	1,150 mm - 2,180 mm (45.3" - 85.9")
<b>Weight</b>	3.5 kg (7.7 lbs.)	6.2 kg (13.7 lbs.)	6.8 kg (15 lbs.)
<b>Base Radius</b>	660 mm (26")	660 mm (26")	660 mm (26")
<b>Load Capacity</b>	45 kg (99.2 lbs.)	45 kg (99.2 lbs.)	45 kg (99.2 lbs.)
<b>Folded Size</b>	1,235 mm x 150 mm x 125 mm (48.6" x 6" x 5")	1,254 mm x 228 mm x 204 mm (49.4" x 9" x 8")	1,254 mm x 228 mm x 204 mm (49.4" x 9" x 8")
<b>Tube Ends</b>	35 mm	35 mm	35 mm
<b>Speaker Stand Mounts Fitting</b>	35 mm - 38 mm (1-3/8" - 1-1/2")	35 mm (1-3/8"), 38 mm (1-1/2") with Flange Adapter	35 mm - 38 mm (1-3/8" - 1-1/2")

### Accessories

		
<b>Model</b>	<b>SS100B</b>	<b>MSB001</b>
<b>Special Features</b>	EZ Adaptor	1-2 PCS SS400B/SS410B OR 1 PC SS710/SS710BB
<b>Height</b>	170 mm (6.7")	Before Expansion 1240 mm x 180 mm x 150 mm (18.8" x 7.1" x 6") After Expansion 1240 mm x 245 mm x 150 mm (18.8" x 9.6" x 6")
<b>Weight</b>	0.8 kg (1.8 lbs.)	N/A
<b>Load Capacity</b>	45 kg (99.2 lbs.)	20 kg (44 lbs.)
<b>Folded Size</b>	175 mm x 82 mm x 55 mm (7" x 3.2" x 2.2")	1240 mm x 180 mm x 150 mm (18.8" x 7.1" x 6")
<b>Tube Ends</b>	35 mm	N/A
<b>Speaker Stand Mounts Fitting</b>	35 mm - 38 mm (1-3/8" - 1-1/2")	N/A

### Lighting Stand

	
<b>Model</b>	<b>LS700B</b>
<b>Special Features</b>	Quik-N-EZ Gear Up
<b>Height</b>	1,640 mm - 3,500 mm (64.6" - 137.8")
<b>Weight</b>	10.4 kg (22.9 lbs.)
<b>Load Capacity</b>	45 kg (99.2 lbs.)
<b>Folded Size</b>	1,495 mm x 243 mm x 199 mm (58.9" x 9.6" x 7.8")
<b>Accepts Flange</b>	35 mm (1 - 3/8")
<b>T-Bar Length</b>	1,220 mm (48")

